



2012



# Round 7 : Queensland Raceway : September 14 - 16

## SPORTS RACER

### Practice 2

Date: 14/09/12  
 Event: P13  
 Weather: Sunny - Temp: 21.5C  
 Track: Dry - Temp: 27.3C

Started at: 17:15:36  
 Laps: 20 Min  
 Starters: 12  
 Printed at: 17:39

### PROVISIONAL CLASSIFICATION

Pos	No	Gr	Name	Class	Machine	Fastest Lap	On Lap	Behind Prev	Behind Leader
1	56		James WINSLOW (UK) / West Race Cars	SR1	West Kawasaki WR 1000	1:08.841	12 of 12		
2	98		Adam PROCTOR (NSW) / AP Racing	SR1	Stohr Suzuki GSXR WF1	1:09.041	11 of 12	.200	.200
3	15		Josh HUNT (VIC) / Meridian Motorsport	SR2	Speads Suzuki Hayabusa RS08	1:10.390	10 of 10	1.349	1.549
4	2		Michael SHAW (NSW) / AP Racing	SR1	Stohr Suzuki GSXR WF1	1:10.433	11 of 13	.043	1.592
5	66		Aaron STEER (SA) / West Race Cars	SR2	West Suzuki Hayabusa WX10	1:10.785	11 of 11	.352	1.944
6	81		Craig PERRY (NSW) / AP Racing	SR1	Stohr Suzuki GSXR WF1	1:11.467	6 of 8	.682	2.626
7	53		Jonathon STOECKEL (SA)	SR1	West Kawasaki WR 1000	1:11.751	11 of 13	.284	2.910
8	61		Mark LAUCKE (SA) / Laucke Flour Mills	SR1	West Kawasaki WR 1000	1:11.772	9 of 12	.021	2.931
9	33		Michael WHITING (SA) / Taylor Collison Stock Brokers	SR1	West Kawasaki WR 1000	1:13.174	12 of 13	1.402	4.333
10	27		Darren BARLOW (NSW) / AP Racing	SR1	West Kawasaki WR 1000	1:15.575	4 of 11	2.401	6.734
11	18		Greg STEER / West Race Cars	SR1	West Kawasaki WR 1000	1:16.311	11 of 11	.736	7.470
12	16		Stephen DEAN	SR1	Speads	1:35.015	3 of 3	18.704	26.174

Current qualifying record for SR class - 1:08.590 by James WINSLOW (UK) on a West Kawasaki WR 1000 set on 14/09/12

\*\*\* Red flag at 10:12 until 12:30 due to stopped car at turn 3 \*\*\*

Chief Time Keeper - Scott Laing

Clerk of Course - Paul Cansdale



Computime Race Timing Systems Pty Ltd © 1996-2008

Licensed to Computime Race Timing Systems

[www.computime.com.au](http://www.computime.com.au)

COMPUTIME RACE TIMING SYSTEMS PTY LTD

9 Timber Lane, Glen Waverley, Vic 3150. Ph : 0418 17 13 17

E-mail : [scott@computime.com.au](mailto:scott@computime.com.au)





2012



# Round 7 : Queensland Raceway : September 14 - 16

## SPORTS RACER

### Practice 2

Date: 14/09/12  
Event: P13  
Weather: Sunny - Temp: 21.5C  
Track: Dry - Temp: 27.3C

Started at: 17:15:36  
Laps: 20 Min  
Starters: 12  
Printed at: 17:39

### PROVISIONAL LAP TIMES

No	Name	Lap 1	Lap 2	Lap 3	Lap 4	Lap 5	Lap 6	Lap 7	Lap 8	Lap 9	Lap 10
2	Michael SHAW (NSW)	1:29.838	1:12.154	1:12.715	1:12.355	1:11.361	1:12.595	1:11.897	4:36.384	1:59.037	1:10.750
	10	<b>1:10.433</b>	1:11.320	1:11.060							
15	Josh HUNT (VIC)	1:29.006	1:11.605	1:11.165	1:12.874	2:51.718	1:23.553	1:42.198	4:21.452	1:10.687	<b>1:10.390</b>
16	Stephen DEAN	2:13.128	1:39.654	<b>1:35.015</b>							
18	Greg STEER	1:42.465	1:21.392	1:18.669	1:17.690	1:16.936	1:16.681	5:30.292	1:31.081	1:18.655	1:16.829
	10	<b>1:16.311</b>									
27	Darren BARLOW (NSW)	1:37.475	1:17.451	1:30.311	<b>1:15.575</b>	1:16.209	1:15.693	6:11.275	1:31.555	1:17.154	1:15.639
	10	1:15.712									
33	Michael WHITING (SA)	1:37.592	1:15.138	1:38.543	1:16.319	1:15.982	1:14.246	1:15.439	1:40.105	3:01.745	1:38.565
	10	1:14.439	<b>1:13.174</b>	1:13.848							
53	Jonathon STOECKEL (SA)	1:31.860	1:13.874	1:15.655	1:13.874	1:13.134	1:13.490	1:14.071	5:10.498	1:25.595	1:13.106
	10	<b>1:11.751</b>	1:11.999	1:11.916							
56	James WINSLOW (UK)	1:36.915	1:24.959	1:22.860	1:18.092	1:22.095	1:24.499	2:18.465	3:57.272	1:09.222	1:08.969
	10	1:14.571	<b>1:08.841</b>								
61	Mark LAUCKE (SA)	1:41.715	1:42.287	1:16.774	1:13.675	1:13.854	1:14.681	5:28.618	1:25.843	<b>1:11.772</b>	1:15.617
	10	1:12.212	1:13.660								
66	Aaron STEER (SA)	1:35.042	1:14.241	1:14.256	1:12.442	1:13.214	1:11.806	1:11.433	5:07.387	1:28.559	1:11.020
	10	<b>1:10.785</b>									
81	Craig PERRY (NSW)	7:24.851	1:29.498	5:02.397	1:35.822	1:12.169	<b>1:11.467</b>	1:11.753	1:11.801		
98	Adam PROCTOR (NSW)	1:30.601	1:11.607	1:10.976	1:09.854	1:10.133	1:11.106	1:10.739	2:29.136	4:04.223	1:09.365
	10	<b>1:09.041</b>	1:23.804								

\*\*\* Red flag at 10:12 until 12:30 due to stopped car at turn 3 \*\*\*

Chief Time Keeper - Scott Laing

Clerk of Course - Paul Cansdale



Computime Race Timing Systems Pty Ltd © 1996-2008


Licensed to Computime Race Timing Systems

[www.computime.com.au](http://www.computime.com.au)

COMPUTIME RACE TIMING SYSTEMS PTY LTD

9 Timber Lane, Glen Waverley, Vic 3150. Ph : 0418 17 13 17

E-mail : [scott@computime.com.au](mailto:scott@computime.com.au)



# Round 7 : Queensland Raceway : September 14 - 16

## SPORTS RACER

### Practice 2

Date: 14/09/12  
 Event: P13  
 Weather: Sunny - Temp: 21.5C  
 Track: Dry - Temp: 27.3C

Started at: 17:15:36  
 Laps: 20 Min  
 Starters: 12  
 Printed at: 17:39

### PROVISIONAL SPLIT TIMES


Lap	Split 1	Split 2	Split 3	Lap Time	Lap	Split 1	Split 2	Split 3	Lap Time
<b>2 Michael SHAW (NSW) (4th)</b>					<b>53 Jonathon STOECKEL (SA) (7th)</b>				
1	38.546	33.831	17.461	1:29.838	1	39.278	34.106	18.476	1:31.860
2	23.457	31.597	17.100	1:12.154	2	24.279	32.356	17.239	1:13.874
3	22.866	32.674	17.175	1:12.715	3	25.543	32.614	17.498	1:15.655
4	22.789	32.269	17.297	1:12.355	4	24.217	32.342	17.315	1:13.874
5	23.136	31.299	16.926	1:11.361	5	23.612	32.157	17.365	1:13.134
6	22.929	32.479	17.187	1:12.595	6	24.181	32.062	17.247	1:13.490
7	23.840	30.987	17.070	1:11.897	7	24.634	32.226	17.211	1:14.071
8	22.866	32.104	3:41.414	4:36.384	8	23.754	39.295	4:07.449	5:10.498
9	1:10.410	31.228	17.399	1:59.037	9	36.543	31.897	17.155	1:25.595
10	23.002	30.696	17.052	1:10.750	10	24.152	31.633	17.321	1:13.106
11	<u>22.751</u>	<u>30.642</u>	17.040	<u>1:10.433</u>	11	<u>23.058</u>	31.441	17.252	<u>1:11.751</u>
12	22.952	31.258	17.110	1:11.320	12	23.350	31.474	17.175	1:11.999
13	23.460	30.879	<u>16.721</u>	1:11.060	13	23.443	<u>31.413</u>	<u>17.060</u>	1:11.916
<b>15 Josh HUNT (VIC) (3rd)</b>					<b>56 James WINSLOW (UK) (1st)</b>				
1	39.102	32.849	17.055	1:29.006	1	39.799	36.403	20.713	1:36.915
2	23.374	31.125	17.106	1:11.605	2	29.530	36.283	19.146	1:24.959
3	23.297	30.897	16.971	1:11.165	3	28.114	35.236	19.510	1:22.860
4	24.684	48.190		1:12.874	4	24.719	33.588	19.785	1:18.092
5	24.818	32.656	1:54.244	2:51.718	5	25.720	36.654	19.721	1:22.095
6	35.484	31.212	16.857	1:23.553	6	24.676	40.078	19.745	1:24.499
7	23.393	35.589	43.216	1:42.198	7	28.022	38.322	1:12.121	2:18.465
8	3:33.357	31.202	16.893	4:21.452	8	3:09.744	30.587	16.941	3:57.272
9	23.155	30.808	16.724	1:10.687	9	22.967	30.035	<u>16.220</u>	1:09.222
10	<u>23.029</u>	<u>30.688</u>	<u>16.673</u>	<u>1:10.390</u>	10	<u>22.682</u>	<u>29.859</u>	16.428	1:08.969
<b>16 Stephen DEAN (12th)</b>					<b>61 Mark LAUCKE (SA) (8th)</b>				
1	48.980	59.710	24.438	2:13.128	1	44.279	36.887	20.549	1:41.715
2	30.822	46.892	21.940	1:39.654	2	26.912	56.234	19.141	1:42.287
3	<u>30.344</u>	<u>42.828</u>	<u>21.843</u>	<u>1:35.015</u>	3	25.124	33.940	17.710	1:16.774
<b>18 Greg STEER (11th)</b>					<b>61 Mark LAUCKE (SA) (8th)</b>				
1	44.711	37.214	20.540	1:42.465	4	24.304	32.340	17.031	1:13.675
2	28.871	34.065	18.456	1:21.392	5	24.787	31.922	17.145	1:13.854
3	26.988	33.777	17.904	1:18.669	6	24.021	33.725	16.935	1:14.681
4	26.473	33.299	17.918	1:17.690	7	24.458	32.042	4:32.118	5:28.618
5	25.774	33.483	17.679	1:16.936	8	37.009	32.079	16.755	1:25.843
6	26.088	32.821	17.772	1:16.681	9	23.698	31.454	<u>16.620</u>	<u>1:11.772</u>
7	<u>25.710</u>	35.539	4:29.043	5:30.292	10	<u>23.639</u>	34.999	16.979	1:15.617
8	39.081	33.945	18.055	1:31.081	11	23.843	<u>31.256</u>	17.113	1:12.212

*Scott Laing*

Chief Time Keeper - Scott Laing

*Paul Cansdale*

Clerk of Course - Paul Cansdale



## Round 7 : Queensland Raceway : September 14 - 16

### SPORTS RACER

#### Practice 2

Date: 14/09/12  
 Event: P13  
 Weather: Sunny - Temp: 21.5C  
 Track: Dry - Temp: 27.3C

Started at: 17:15:36  
 Laps: 20 Min  
 Starters: 12  
 Printed at: 17:39


### PROVISIONAL SPLIT TIMES

Lap	Split 1	Split 2	Split 3	Lap Time	Lap	Split 1	Split 2	Split 3	Lap Time
9	26.542	34.431	17.682	1:18.655	12	24.774	31.468	17.418	1:13.660
10	26.060	33.302	<u>17.467</u>	1:16.829					
11	25.840	<u>32.714</u>	17.757	<u>1:16.311</u>					
<b>27 Darren BARLOW (NSW) (10th)</b>					<b>66 Aaron STEER (SA) (5th)</b>				
1	42.076	37.043	18.356	1:37.475	1	40.883	36.421	17.738	1:35.042
2	25.926	33.527	17.998	1:17.451	2	25.052	32.147	17.042	1:14.241
3	37.193	35.337	17.781	1:30.311	3	24.471	32.832	16.953	1:14.256
4	25.437	<u>32.756</u>	<u>17.382</u>	<u>1:15.575</u>	4	24.331	31.409	16.702	1:12.442
5	<u>24.984</u>	33.361	17.864	1:16.209	5	25.348	31.269	16.597	1:13.214
6	25.300	32.976	17.417	1:15.693	6	24.165	31.052	16.589	1:11.806
7	25.038	4:10.797	1:35.440	6:11.275	7	23.945	30.965	16.523	1:11.433
8	38.975	34.702	17.878	1:31.555	8	23.468	37.690	4:06.229	5:07.387
9	25.644	33.685	17.825	1:17.154	9	40.562	31.238	16.759	1:28.559
10	24.992	33.193	17.454	1:15.639	10	23.591	30.908	<u>16.521</u>	1:11.020
11	25.307	32.872	17.533	1:15.712	11	<u>23.384</u>	<u>30.569</u>	16.832	<u>1:10.785</u>
<b>33 Michael WHITING (SA) (9th)</b>					<b>81 Craig PERRY (NSW) (6th)</b>				
1	44.207	35.247	18.138	1:37.592	1	45.737	44.757	5:54.357	7:24.851
2	25.281	32.651	17.206	1:15.138	2	40.138	32.312	17.048	1:29.498
3	25.380	54.411	18.752	1:38.543	3	24.030	32.736	4:05.631	5:02.397
4	25.648	32.991	17.680	1:16.319	4	46.661	31.984	17.177	1:35.822
5	25.312	32.395	18.275	1:15.982	5	24.068	31.062	17.039	1:12.169
6	24.676	32.209	17.361	1:14.246	6	23.670	<u>30.771</u>	17.026	<u>1:11.467</u>
7	25.035	33.094	17.310	1:15.439	7	23.621	31.076	17.056	1:11.753
8	30.182	41.474	28.449	1:40.105	8	<u>23.460</u>	31.404	<u>16.937</u>	1:11.801
9	38.731	49.735	1:33.279	3:01.745	<b>98 Adam PROCTOR (NSW) (2nd)</b>				
10	46.235	34.609	17.721	1:38.565	1	39.628	33.669	17.304	1:30.601
11	24.784	32.156	17.499	1:14.439	2	23.460	31.231	16.916	1:11.607
12	<u>24.176</u>	<u>31.801</u>	<u>17.197</u>	<u>1:13.174</u>	3	23.093	31.266	16.617	1:10.976
13	24.442	31.965	17.441	1:13.848	4	23.038	30.319	16.497	1:09.854
					5	22.962	30.313	16.858	1:10.133
					6	23.818	30.662	16.626	1:11.106
					7	23.318	30.884	16.537	1:10.739
					8	22.950	34.393	1:31.793	2:29.136
					9	3:14.364	32.797	17.062	4:04.223
					10	22.653	30.434	<u>16.278</u>	1:09.365
					11	<u>22.600</u>	<u>30.130</u>	16.311	<u>1:09.041</u>
					12	33.872	32.076	17.856	1:23.804

\*\*\* Red flag at 10:12 until 12:30 due to stopped car at turn 3 \*\*\*

*Scott Laing*  
 Chief Time Keeper - Scott Laing

*Paul Cansdale*  
 Clerk of Course - Paul Cansdale





2012



# Round 7 : Queensland Raceway : September 14 - 16

## SPORTS RACER

### Practice 2

Date: 14/09/12  
Event: P13  
Weather: Sunny - Temp: 21.5C  
Track: Dry - Temp: 27.3C

Started at: 17:15:36  
Laps: 20 Min  
Starters: 12  
Printed at: 17:39

### PROVISIONAL FASTEST LAPS SEQUENCE

Race Time	No	Name	Machine	Fastest Lap	On Lap
1:54.175	15	Josh HUNT (VIC)	Speads Suzuki Hayabusa RS08	1:29.006	1
3:05.780	15	Josh HUNT (VIC)	Speads Suzuki Hayabusa RS08	1:11.605	2
4:16.945	15	Josh HUNT (VIC)	Speads Suzuki Hayabusa RS08	1:11.165	3
4:39.487	98	Adam PROCTOR (NSW)	Stohr Suzuki GSXR WF1	1:10.976	3
5:49.341	98	Adam PROCTOR (NSW)	Stohr Suzuki GSXR WF1	1:09.854	4
17:01.113	56	James WINSLOW (UK)	West Kawasaki WR 1000	1:09.222	9
18:10.082	56	James WINSLOW (UK)	West Kawasaki WR 1000	1:08.969	10
20:33.494	56	James WINSLOW (UK)	West Kawasaki WR 1000	1:08.841	12

\*\*\* Red flag at 10:12 until 12:30 due to stopped car at turn 3 \*\*\*

Chief Time Keeper - Scott Laing

Clerk of Course - Paul Cansdale



Computime Race Timing Systems Pty Ltd © 1996-2008


Licensed to Computime Race Timing Systems

[www.computime.com.au](http://www.computime.com.au)

**COMPUTIME RACE TIMING SYSTEMS PTY LTD**

9 Timber Lane, Glen Waverley, Vic 3150. Ph : 0418 17 13 17

E-mail : [scott@computime.com.au](mailto:scott@computime.com.au)





# Round 7 : Queensland Raceway : September 14 - 16

## SPORTS RACER Overall Qualifying

### PROVISIONAL MERGED CLASSIFICATION

Date: 14/09/12

Printed at: 17:39

Pos	No	Gr	Name	Class	Machine	Event P01	Event P13	Fastest Lap
1	56		James WINSLOW (UK) / West Race Cars	SR1	West Kawasaki WR 1000	1:08.590	1:08.841	1:08.590
2	98		Adam PROCTOR (NSW) / AP Racing	SR1	Stohr Suzuki GSXR WF1	1:09.072	1:09.041	1:09.041
3	15		Josh HUNT (VIC) / Meridian Motorsport	SR2	Speads Suzuki Hayabusa RS08	1:09.993	1:10.390	1:09.993
4	81		Craig PERRY (NSW) / AP Racing	SR1	Stohr Suzuki GSXR WF1	1:10.386	1:11.467	1:10.386
5	2		Michael SHAW (NSW) / AP Racing	SR1	Stohr Suzuki GSXR WF1	1:11.761	1:10.433	1:10.433
6	66		Aaron STEER (SA) / West Race Cars	SR2	West Suzuki Hayabusa WX10	1:11.653	1:10.785	1:10.785
7	53		Jonathon STOECKEL (SA)	SR1	West Kawasaki WR 1000	1:12.154	1:11.751	1:11.751
8	61		Mark LAUCKE (SA) / Laucke Flour Mills	SR1	West Kawasaki WR 1000	1:25.248	1:11.772	1:11.772
9	33		Michael WHITING (SA) / Taylor Collison Stock Brokers	SR1	West Kawasaki WR 1000	1:14.895	1:13.174	1:13.174
10	27		Darren BARLOW (NSW) / AP Racing	SR1	West Kawasaki WR 1000	1:14.544	1:15.575	1:14.544
11	18		Greg STEER / West Race Cars	SR1	West Kawasaki WR 1000	1:21.020	1:16.311	1:16.311
12	16		Stephen DEAN	SR1	Speads		1:35.015	1:35.015

\*\*\* Red flag at 10:12 until 12:30 due to stopped car at turn 3 \*\*\*

Chief Time Keeper - Scott Laing

Clerk of Course - Paul Cansdale



Computime Race Timing Systems Pty Ltd © 1996-2008


Licensed to Computime Race Timing Systems

[www.computime.com.au](http://www.computime.com.au)

**COMPUTIME RACE TIMING SYSTEMS PTY LTD**

9 Timber Lane, Glen Waverley, Vic 3150. Ph : 0418 17 13 17

E-mail : [scott@computime.com.au](mailto:scott@computime.com.au)





# Round 7 : Queensland Raceway : September 14 - 16

## SPORTS RACER

### Practice 2

Date: 14/09/12  
 Event: P13  
 Weather: Sunny - Temp: 21.5C  
 Track: Dry - Temp: 27.3C

Started at: 17:15:36  
 Laps: 20 Min  
 Starters: 12  
 Printed at: 17:39

### PROVISIONAL BEST PARTIAL TIMES

Pos	Name	Split 1		Split 2		Split 3		LAP	Ideal	Fastest
		Time	Name	Time	Name	Time	Name			
1	A. PROCTOR	22.600	J. WINSLOW	29.859	J. WINSLOW	16.220	J. WINSLOW	1:08.761	1:08.841	
2	J. WINSLOW	22.682	A. PROCTOR	30.130	A. PROCTOR	16.278	A. PROCTOR	1:09.008	1:09.041	
3	M. SHAW	22.751	A. STEER	30.569	A. STEER	16.521	M. SHAW	1:10.114	1:10.433	
4	J. HUNT	23.029	M. SHAW	30.642	M. LAUCKE	16.620	J. HUNT	1:10.390	1:10.390	
5	J. STOECKEL	23.058	J. HUNT	30.688	J. HUNT	16.673	A. STEER	1:10.474	1:10.785	
6	A. STEER	23.384	C. PERRY	30.771	M. SHAW	16.721	C. PERRY	1:11.168	1:11.467	
7	C. PERRY	23.460	M. LAUCKE	31.256	C. PERRY	16.937	M. LAUCKE	1:11.515	1:11.772	
8	M. LAUCKE	23.639	J. STOECKEL	31.413	J. STOECKEL	17.060	J. STOECKEL	1:11.531	1:11.751	
9	M. WHITING	24.176	M. WHITING	31.801	M. WHITING	17.197	M. WHITING	1:13.174	1:13.174	
10	D. BARLOW	24.984	G. STEER	32.714	D. BARLOW	17.382	D. BARLOW	1:15.122	1:15.575	
11	G. STEER	25.710	D. BARLOW	32.756	G. STEER	17.467	G. STEER	1:15.891	1:16.311	
12	S. DEAN	30.344	S. DEAN	39.229	S. DEAN	21.843	S. DEAN	1:31.416	1:35.015	

\*\*\* Red flag at 10:12 until 12:30 due to stopped car at turn 3 \*\*\*

Chief Time Keeper - Scott Laing

Clerk of Course - Paul Cansdale



Computime Race Timing Systems Pty Ltd © 1996-2008

Licensed to Computime Race Timing Systems

[www.computime.com.au](http://www.computime.com.au)

COMPUTIME RACE TIMING SYSTEMS PTY LTD

9 Timber Lane, Glen Waverley, Vic 3150. Ph : 0418 17 13 17

E-mail : [scott@computime.com.au](mailto:scott@computime.com.au)

